










Protected Species Survey Calendar

■ Optimal
 ■ Sub-optimal
 ■ No survey

| | JAN | FEB | MAR | APR | MAY | JUN | JUL | AUG | SEP | OCT | NOV | DEC | |
|--|--|-----|-----|--|-----|---|--|-----|-----|-----|---|-----|--|
| Phase 1 habitat survey |  | | | Optimal survey period between April and September | | | | | | | | | |
| Badgers | All year round, although vegetation in the summer can conceal evidence of badgers | | | | |  | | | | | | | |
| | | | | | | Licensable period for badgers (sett closures) | | | | | | | |
| Barn owls |  Presence/absence surveys may be undertaken at any time of the year | | | | | | | | | | | | |
| Bats – preliminary roost assessment | Presence/absence surveys may be undertaken at any time of the year  | | | | | | | | | | | | |
| Bats – emergence/re-entry, hibernation surveys, transects and harp trapping | Hibernation surveys only | | |  | | Emergence/re-entry and transect surveys to be spaced apart throughout the season | | | | | Hibernation surveys only | | |
| Dormice | | | |  Nest tube/box surveys to be conducted between April to November | | | | | | | Nut searches only  | | |
| Great crested newts | | | | eDNA survey between mid-March to end of June  | | | Four bottle trapping surveys; at least two between mid-April to mid-May. | | | | | | |
| Reptiles |  | | | Optimal survey period between April to June | | | | | | | | | |
| | JAN | FEB | MAR | APR | MAY | JUN | JUL | AUG | SEP | OCT | NOV | DEC | |

E | Abrecology@gmail.com W | www.abrecology.com

Registered private limited company number in England and Wales: 11266688